

AWANDE'S STORY LISTENING CARDS

SPORT
RELIEF

17-23 March



Use this activity to help develop children's listening, attention and understanding. Give each child a card with one of the words from the poem 'Awande's Story'. Share the poem and ask them to hold up their card when they hear the word.


After reading the poem, help them to complete the activity on their card.

ACTIVITY

- 1 Give each child a card and make sure they understand the word on their card. (Some children may have the same card, which is fine.)
- 2 Read the poem to the children and ask them to hold up their card when they hear their word in the poem.
- 3 Help the children to complete the activity on their card.

WHAT YOU WILL NEED

- ★ The poster 'Awande's Story'
- ▶ Printouts of the listening cards on the following pages (one for each child)



EARLY YEARS FOUNDATION STAGE LINKS

★ Communication and language

Listening and attention – listen attentively in a range of situations; listen to stories, responding to what they hear with relevant actions


Understanding – follow instructions involving several ideas or actions

▶ Literacy

Reading – use phonic knowledge to decode regular words and read them aloud accurately; read some common irregular words

★ Expressive arts and design

Exploring and using media and materials – represent own ideas, thoughts and feelings through art



Awande is waving hello! Can you colour her in?



17-23 March

cat

Draw your favourite animal.



17-23 March

family

Draw a picture of your family.



17-23 March

house

Draw a picture of your own house

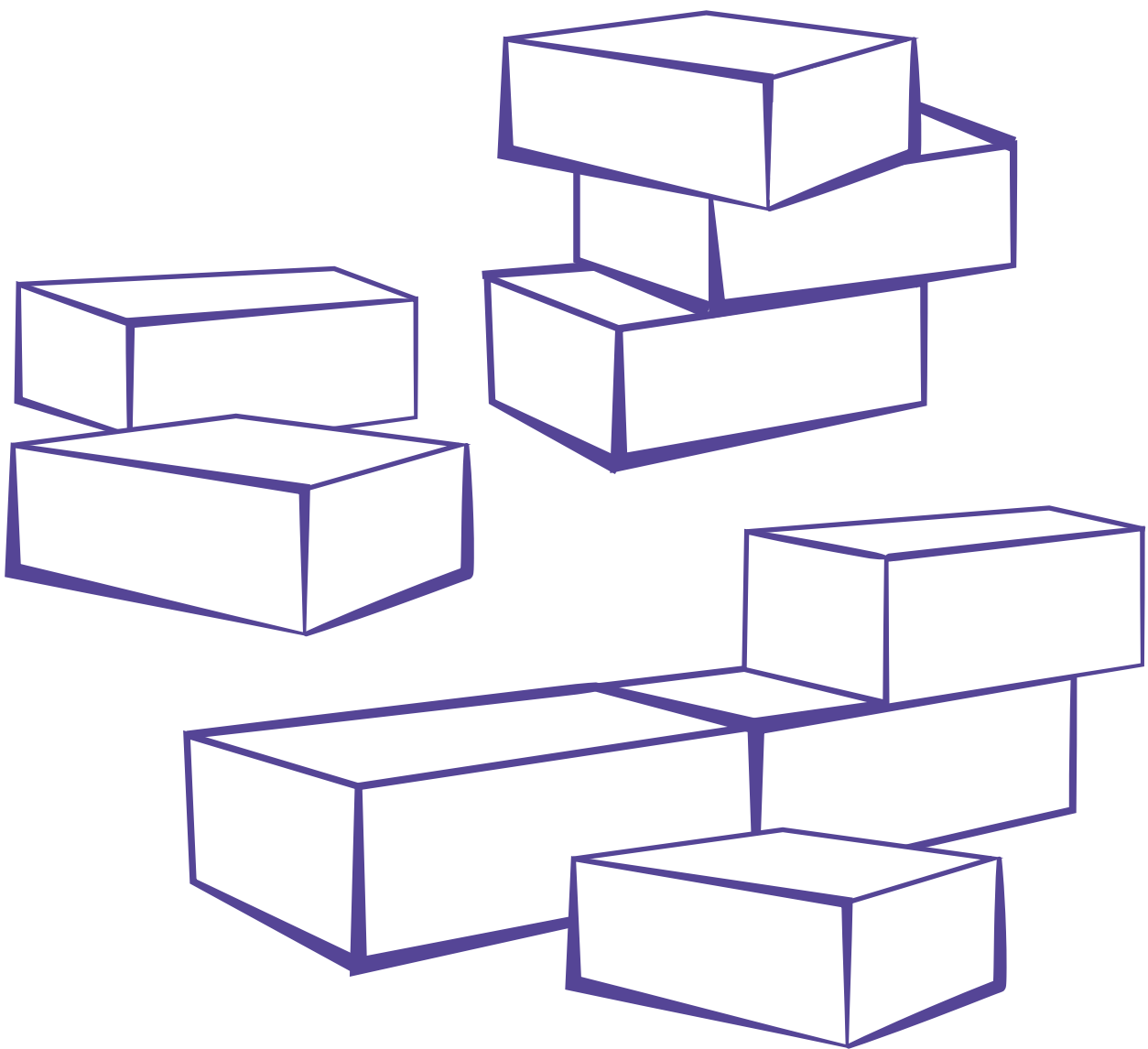


17-23 March



Draw your favourite toy.

bricks



Colour in these bricks for Awande.




17-23 March

friends

Draw a picture of your best friend.



17-23 March



Draw a picture of yourself in this box.